

Installation instructions : IP65 SHOWER LIGHTS—VARIOUS

Thank you for purchasing this SycamoreLED.com product. Please make sure instructions are followed carefully prior to and during installation and product is not altered, otherwise warranty may not be valid. For technical support or warranty information please visit www.sycamoreLED.com, or call our dedicated technical helpline +44 (0) 113 2866686.

IMPORTANT—Please read prior to installation

- 1) Please retain these installation instructions for future reference
- 2) Before installation or lamp replacement ensure the power supply to the luminaire is switched off and the circuit breaker is turned off
- 3) This product must be installed by a qualified electrician in accordance with current IEE regulations

APPLICABLE PRODUCTS

Product Code	Description	Void Depth	Cut Out Size
SY9668	GU10 IP65 Shower Light	95mm	75mm
SY9854	GU10 IP65 Adjustable Shower Light	135mm	79mm
SY9666	GU10 IP65 Fire Rated Shower Light	125mm	70mm
SY7111	GU10 IP65 LED Shower Light	95mm	75mm
SY7112	GU10 IP65 Dimmable LED Shower Light	95mm	75mm
SY7113	GU10 IP65 Adjustable LED Shower Light	135mm	79mm
SY7114	GU10 IP65 Adjustable Dimmable LED Shower Light	135mm	79mm

NOTES

- 1) Approved to BS476 Part 21
- 2) Part B,C & E compliant

RATINGS

- 1) This fitting can be used with 240V GU10 lamps and is of class 1 construction and **MUST** be earthed
- 2) The fitting is rated IP65 complying with standards for interior shower and bathroom areas
- 3) CE approved

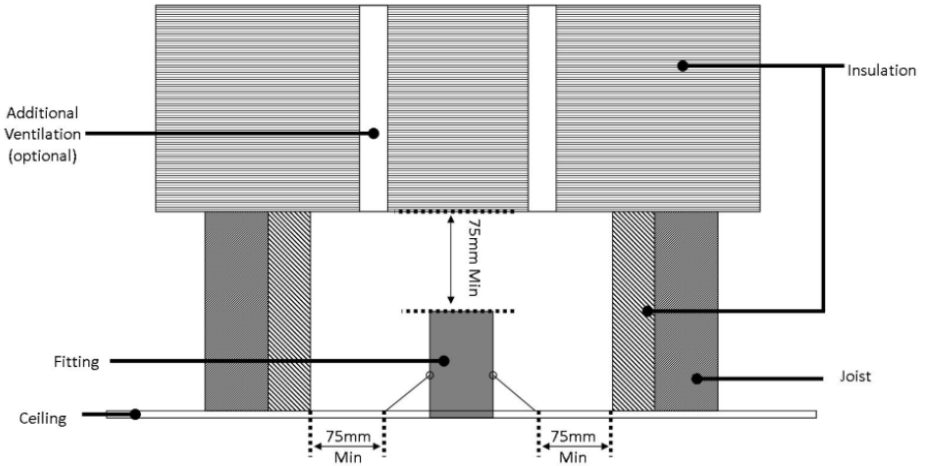
INSTALLATION

- 1) Select a suitable mounting location to install the luminaire, checking that there is adequate free air ventilation around the fitting (see reverse of this leaflet for further details)
- 2) Cut a suitable size hole in the ceiling
- 3) Fix the stirrup bracket and connector block to the luminaire body
- 4) Terminate the cable into the connector block, ensuring the fitting is earthed

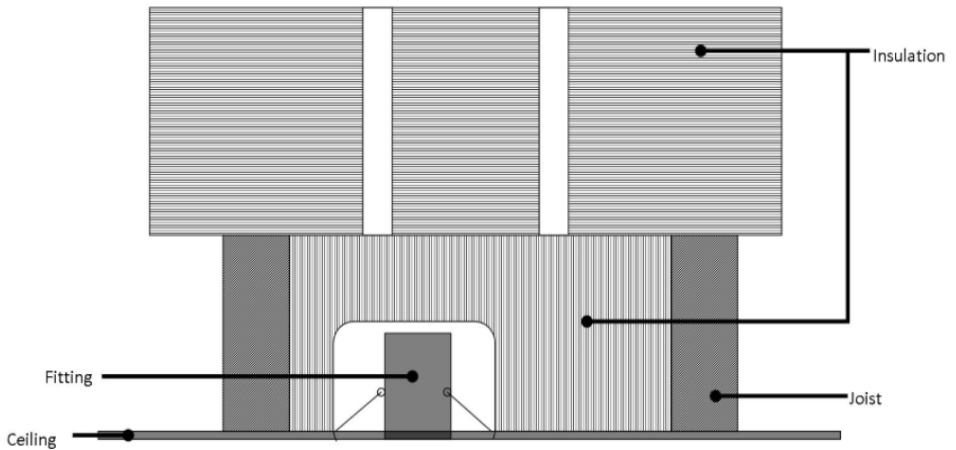
LAMP REPLACEMENT

- 1) **GU10—35W Max**
- 2) **Twist off front cover (for SY9668/SY7111/SY7112 pull cover off)**

PERMISSIBLE INSTALLATION



NOT RECOMMENDED

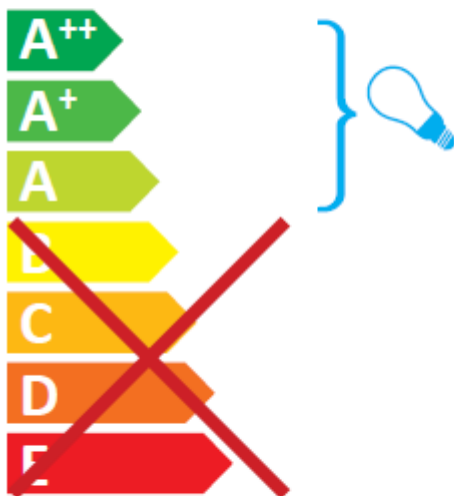


SycamoreLED

SY9668/9854/9666/7111/7112/7113/7114



This luminaire is compatible with bulbs of the energy classes:



874/2012

